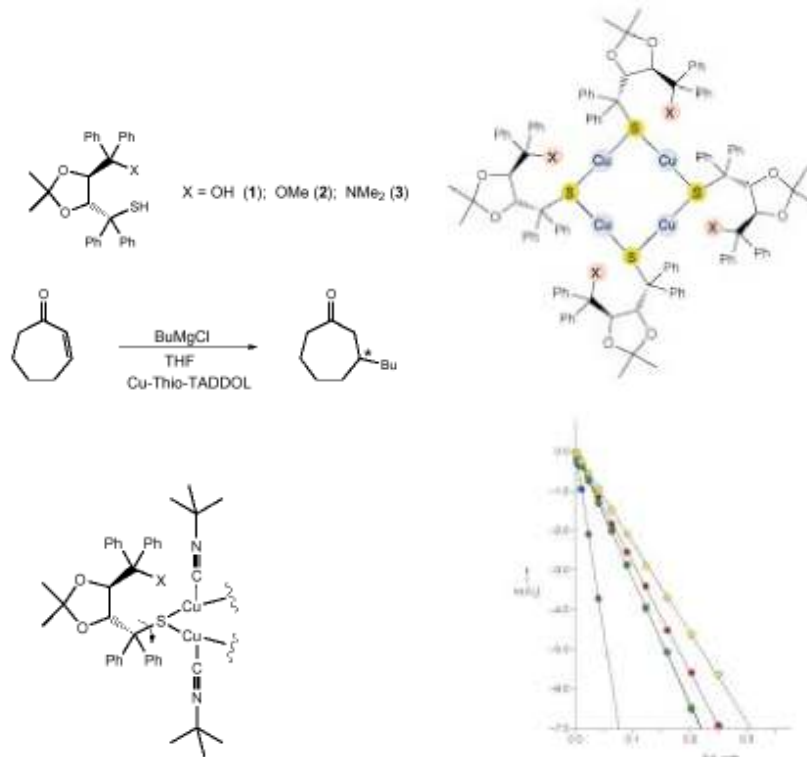


NMR-Spektroskopie (1):

Aggregationsbestimmung mit Hilfe von DOSY



[P. Pregosin, *Angew.* **2000**, *112*, 153: Cu(I) aggregates]

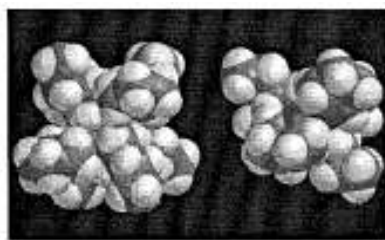



Figure 1. PMS optimized structures of $[\text{n-BuLi}]_4 \cdot \text{THF}_4$ and $[\text{n-BuLi}]_2 \cdot \text{THF}_2$.



[P.G. Williard, *JACS* **2000**, *122*, 10228-9: n-BuLi/THF]